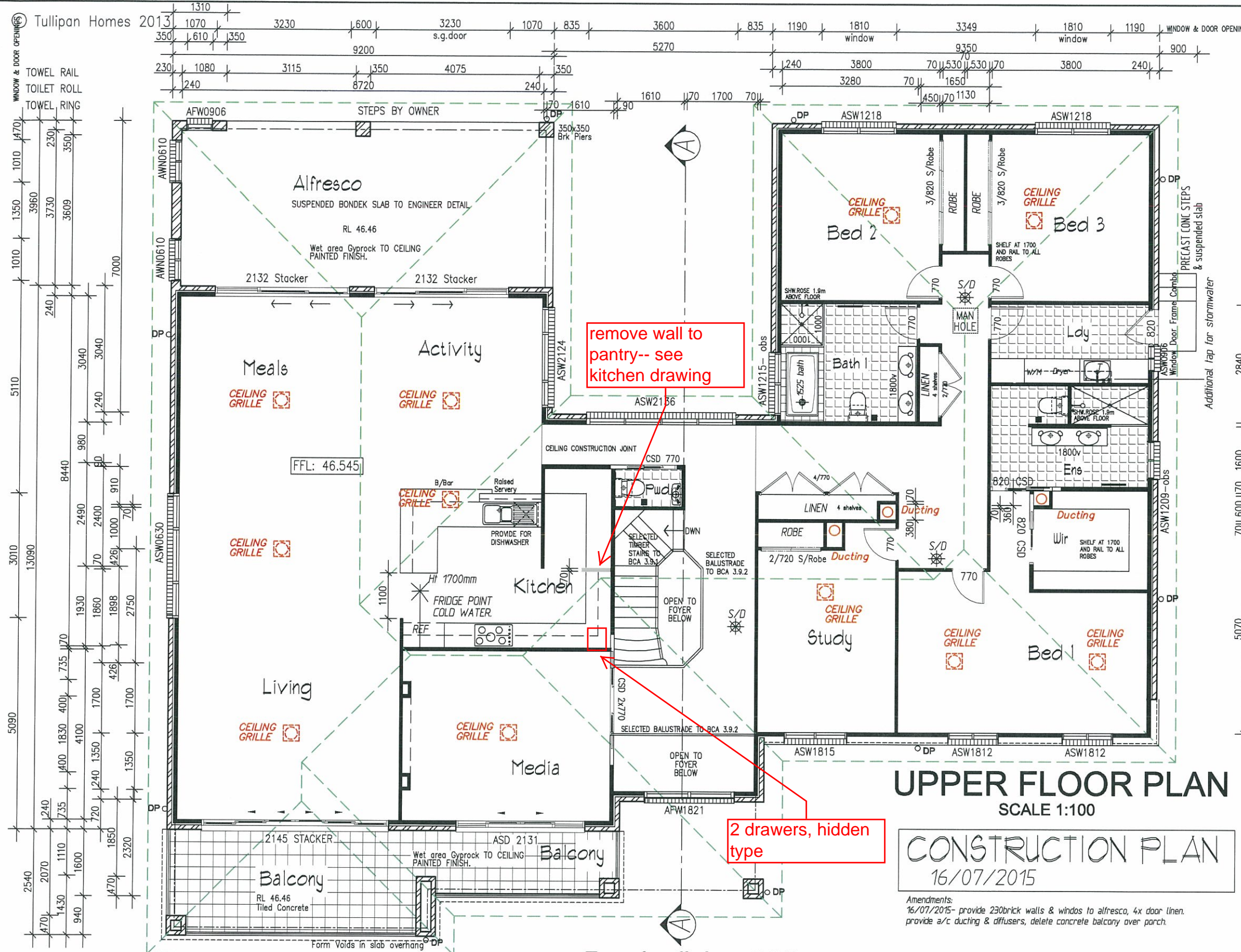


Smart Glass SP10 to all windows & doors excluding obscure bathrooms & ensuite windows



NOTE:
CONSTRUCTION FOR BUSHFIRE
ATTACK LEVEL 29 (BAL-29 & BAL-19).

- MESH GAUDES TO WEEP HOLES & VENTS
- Aluminium Mesh FLYSCREENS
- METAL WEATHER STRIPS TO EXTERNAL DOORS.
- SOLID CORE EXTERNAL DOORS - Toughened glass.
- MERBAU Hardwood Door Jambos to hinged External doors.
- BAL29 Metal mesh screen doors to all hinged External Doors - By Owner.
- Provide Ember Seals to the garage door.
- MEDIUM DUTY SARKING - Ridge caps sealed to AS3959.
- Toughend glass must be included to all windows + built to Bal 19/29 regs.
- Supply & installation of a mesh &/or mineral wool protection to all Ridges / Hips / Valleys & Fascias in accordance with BAL-29.
- Metal fascia to be fixed at 300mm c/c - provide additional trimmers



UPPER FLOOR PLAN SCALE 1:100


CONSTRUCTION PLAN
16/07/2015

Amendments:
16/07/2015- provide 230brick walls & windos to alfresco, 4x door linen.
provide a/c ducting & diffusers, delete concrete balcony over parch.

Notation !

heating/cooling locations, "locations are intended, however may vary if the home stucture dictates otherwise", this applies to all heating/cooling details signed off by clients.

Fascia fixing 300crs



plan prepared by
BUILDTECH
DESIGN & DEVELOPMENT
ACCREDITED BUILDING DESIGNERS ABN 54 539 725 979
Suite 18 - No.1 RELIANCE DRIVE,
TUGGERAH N.S.W.2259
ph.4351 8988
fax.4353 8655
email:buildtech@cci.net.au

bda BUILDING DESIGNERS AUSTRALIA NSW
Membership No. 930099

TULLIPAN HOMES PTY LTD
Lic. No. 131448C
PH 02 4353 8644
FAX 02 4353 8655
www.tullipanhomes.com.au
www.splitlevelhomes.com.au

Suite 18, 1 Reliance Dr
Tuggerah Business Park
Tuggerah NSW 2259
PO Box 5148
CHITTAWAY BAY NSW 2261

CLIENT **J. & C. MANTILLA**
JOB **PROPOSED RESIDENCE**
LOCATION **24 PADDOCK CLOSE
ELERMORE VALE**

- BUILDER TO CHECK ALL DETAILS AND DIMENSIONS PRIOR TO CONSTRUCTION.
- FIGURED DIMENSIONS TAKE PREFERENCE OVER SCALE.

| | | |
|------------------|--------------------|---------------------|
| SHEET 3 of 11 | DATE 03/02/2015 | DWG No. 6269-CP3 |
|------------------|--------------------|---------------------|

PLANIT KITCHENS

(Planit Enterprises p/l ACN 07612802)

BSC Licence No: 81123C

Showroom 4365 1599

Factory 4355 5555

NAME:-

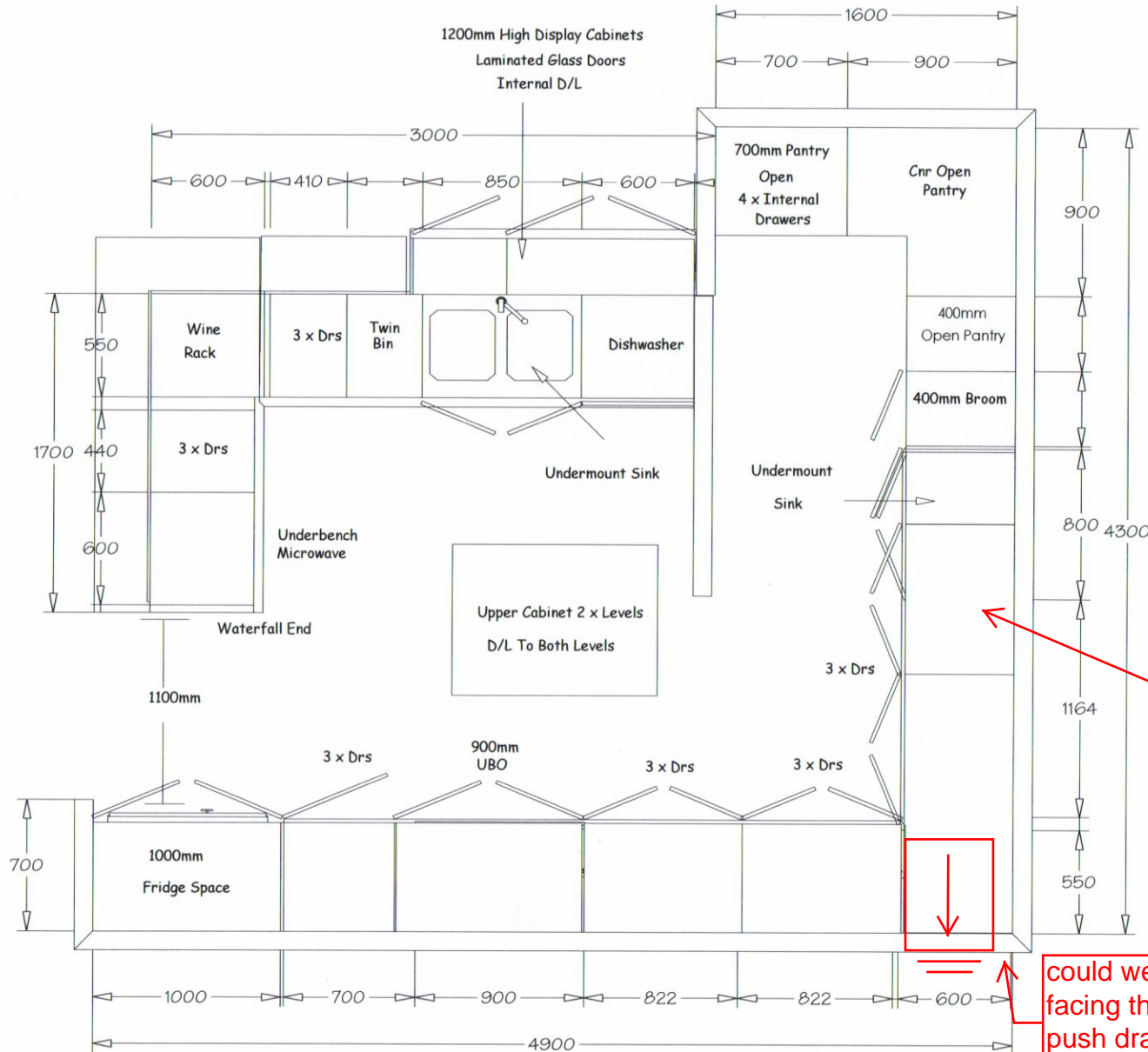
Tullipan - Mantilla KITCHEN

24 Paddock Close
ELERMORE VALE

PHONE:- 0439 383 622

EMAIL:- johnmmd@mantilla.net.au

PLANS REMAIN THE PROPERTY OF PLANIT KITCHENS



Ceiling: 2740 High

Cabinets: 2640 High

Doors: Borgs Board

Option: Polyurethane Style 1

Benchtop: 20mm Standard
Reconstituted Stone

Handles: \$15 Value
No Handles To Overheads

Drawers: Metabox
Option: Tandem Soft Close

Kicks: As Doors

Feature Doors: Laminated
Glass

Splashback: Glass

no wall please,
cabinets are
placed...

could we have a 500 drawer
facing the media room as a
push drawer please...

DATE DRAWN:- 2.7.15
SOLD BY:-
CHECK MEASURE BY:-
DRAWN BY:- Georgia